

TCT Search

[Main Page](#) > [Software & Applications](#) > [Telematics Configuration Tool \(TCT\)](#) > **TCT Search**



Contents

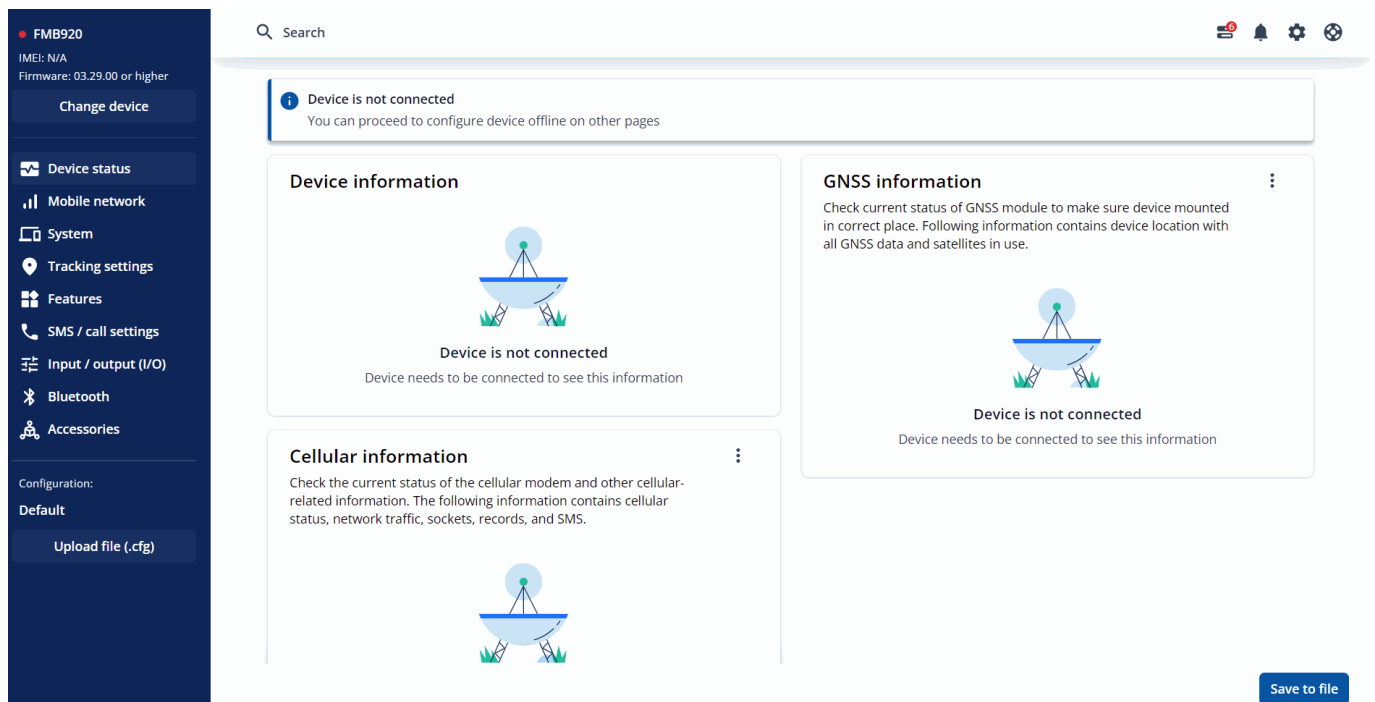
- [1 Searching by Parameter Name](#)
- [2 Searching by Parameter ID](#)
- [3 Recents](#)

The **Telematics Configuration Tool (TCT)** brings a new way of finding settings - by introducing a **Search** option. This new feature allows users to quickly find the necessary settings and parameters without the need of going through various tabs. We believe this will not only help the more experienced users to setup the device faster but will also greatly assist the new users, who are just starting their journey with Teltonika Telematics devices.

Searching by Parameter Name

1. At the top of the TCT window, click on the **Search** field, this will open up a new window.
2. In the newly opened window, type anything that you are looking for. In the provided example we are searching for 'APN' settings. After typing the word 'APN' the search window displays a parameter list which contains the word 'APN'.
3. Choose the parameter you were looking for and click on it - **TCT** will direct you straight to the requested parameter configuration window.

Note: Search by Parameter Name requires at least three characters.

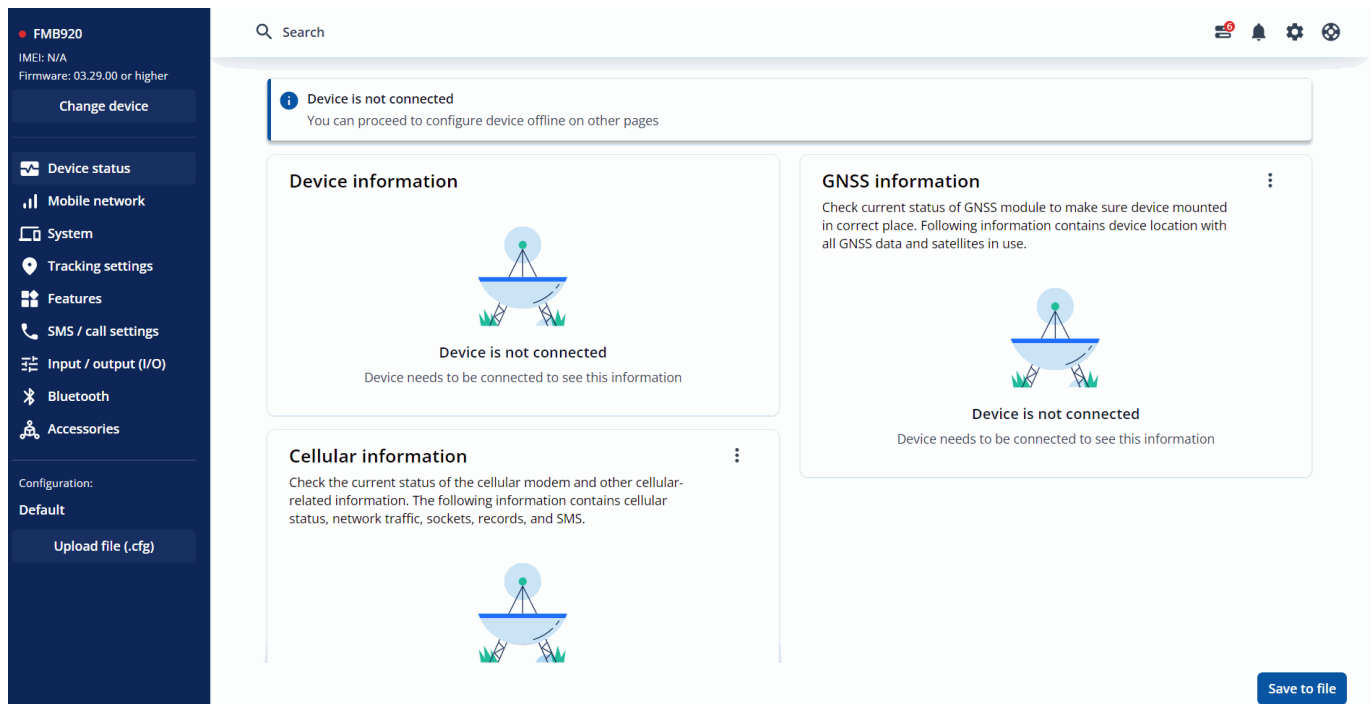


Searching by Parameter ID

In addition to searching the wanted parameters by keyword, it is possible to search them by parameter ID as well. The full parameter ID list can be found [here](#).

1. At the top of the TCT window, click on the "Search" field, this will open up a new window.
2. In the newly opened window, type any parameter ID that you are looking for. In the provided example we are searching for parameter '2004' which corresponds to 'Main Server Domain'. After typing '2004' the search window displays a parameter with the associated ID value.
3. Choose the parameter you were looking for and click on it - **TCT** will direct you straight to the requested parameter configuration window.

Note: Important to mention, that you must search by the **exact parameter ID**, otherwise, the related parameter won't be returned.



Recents

Another feature that we added is called **Recents**. **TCT** remembers the last parameters you searched and displays them in a list for a session (device configuration session).

FMB920

IMEI: N/A

Firmware: 03.29.00 or higher

Change device

Device status

Mobile network

System

Tracking settings

Features

SMS / call settings

Input / output (I/O)

Bluetooth

Accessories

Configuration:

Default


Upload file (.cfg)

Search

Device is not connected

You can proceed to configure device offline on other pages

Device information




Device is not connected

Device needs to be connected to see this information

GNSS information

Check current status of GNSS module to make sure device mounted in correct place. Following information contains device location with all GNSS data and satellites in use.




Device is not connected

Device needs to be connected to see this information

Cellular information

Check the current status of the cellular modem and other cellular-related information. The following information contains cellular status, network traffic, sockets, records, and SMS.



Save to file