

WEB Tacho Drivers Cards

[Main Page](#) > [Software & Applications](#) > [WEB Tacho](#) > **WEB Tacho Drivers Cards**

A brand new and exciting solution for remote downloading Driver card data from tachograph! WEB Tacho with "Drivers Cards" functionality enables FMX640 devices to download each **Driver Card** data every time a different **Driver Card** is inserted into the tachograph. The solution allows more simplified scheduling - you do not need to create multiple schedules to try to download different driver card data for different drivers.



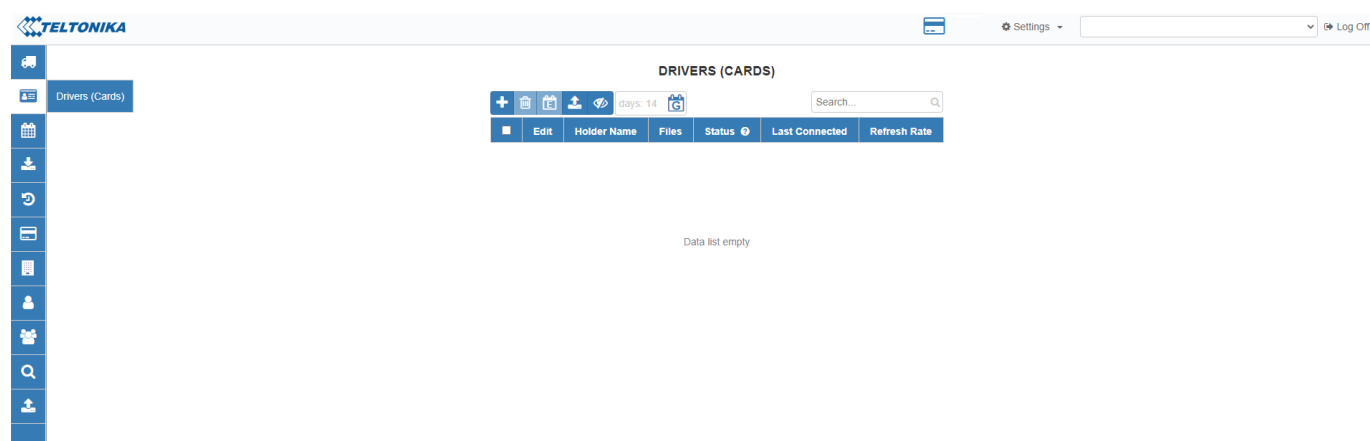
Contents

- [1 Drivers Cards](#)
- [2 Global/Specific types](#)
- [3 Adding Driver ID](#)
- [4 Importing Driver Cards from *.CSV file](#)

Drivers Cards

The new schedule logic for the driver's cards is added to the **WEB TACHO** solution. Solution **ONLY** works with Teltonika FMX640 (FMB640, FMC640, FMM640) tracker that have **01.00.13** or newer firmware installed.

A new type of tab is created called "Driver cards". All units in this tab are not tied down to device IMEI like vehicle units, but to separate drivers cards.







Global/Specific types

Driver card units will have two types of file refresh rate:

- Global - the time period in days, which describes how often new files should be downloaded. The global period should be configured on-page, but not device separately.

-

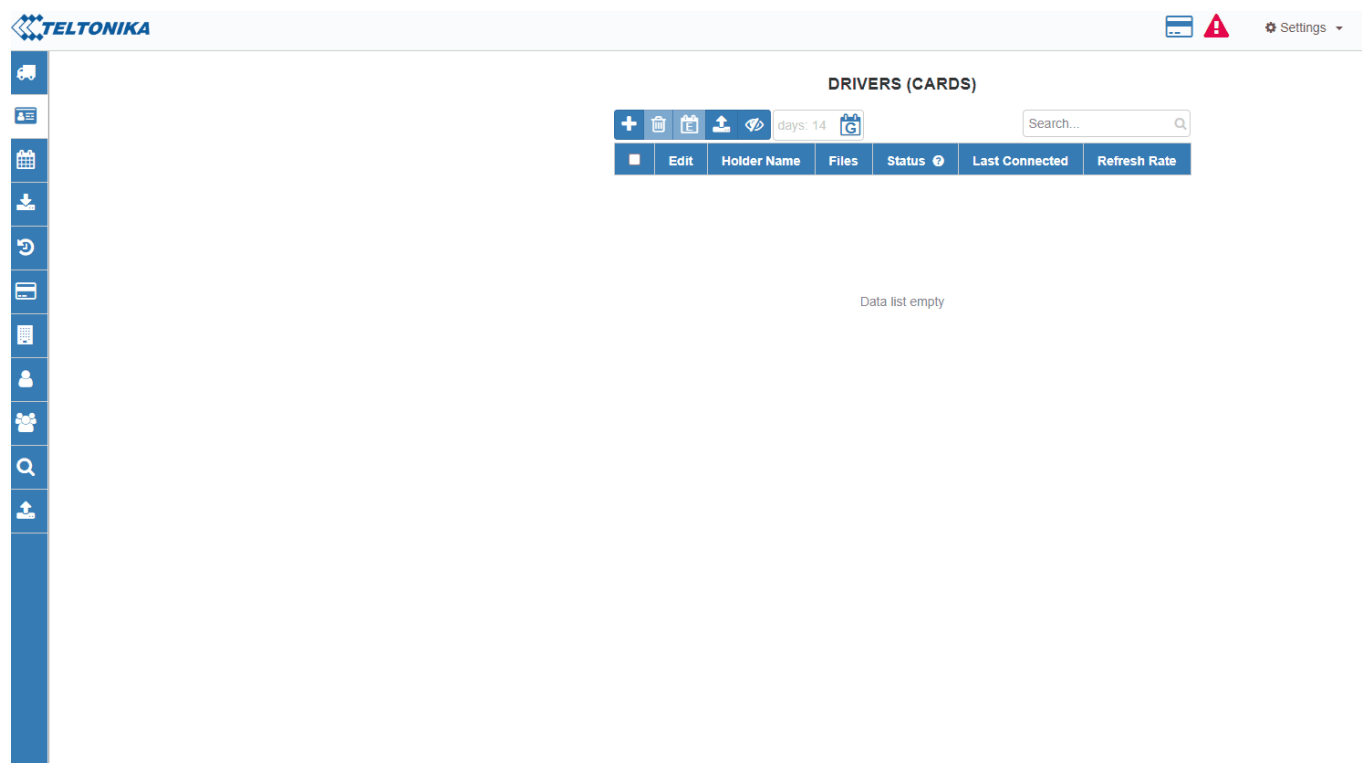
The global refresh rate will be marked as    

The global schedule is set to all Driver card units at once. If the user wants to change download frequency for a specific driver, he can do that by editing the Driver card unit.

Adding Driver ID

When adding Driver ID to the WEB Tacho system, Driver's Name and Driver's ID must be specified

- Driver ID must be exactly **16 characters** in length.



There will be 3 ways to add a new Driver card unit:

1. By adding one by one Driver card unit;
2. By adding multiple Driver card units [via .csv file](#)
3. Automatically added by the system, if FMX640 connects to WEB Tacho (identified by IMEI to the specific company) with new driver Card ID which is not registered to driver cards.
 1. Newly added driver card unit has a global file refresh rate, and download initiated instantly after registering card to list.

Importing Driver Cards from *.CSV file

In order to add multiple Driver Cards to WEB Tacho, "import using .CSV" can be used.

CSV file data should contain:

1. Card Number
2. Holder's Name

For example: (e.g: 012a1254ff457841;"JOGH SMITH"). Expected data fiems delimiters: comma or semicolon.

Example .CSV file can be downloaded from here: [\[link\]](#)

