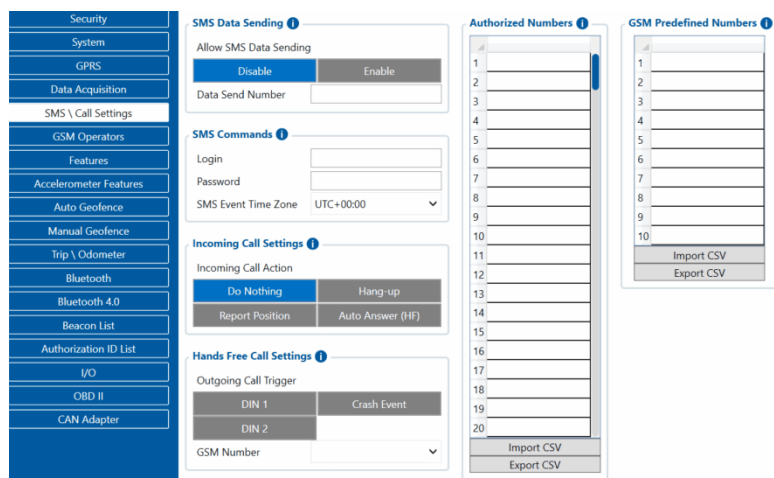


FM3001 SMS events

[Main Page](#) > [EOL Products](#) > [FM3001](#) > [FM3001 Configuration](#) > **FM3001 SMS events**

SMS Events

From firmware version **03.29.00.Rev.00** improvement in configuring SMS events is made. SMS event configuration will be available in a single tab, which would allow more flexible FM3001 configuration, and improved visibility and readability of configured parameters. Additionally, now it is possible to send a SMS notification to multiple phone numbers simultaneously.



Old SMS Events configuration

Note: These changes effect SMS events configuration for I/O elements and Manual Geofence only. SMS events configuration logic is not changed for Features and Acc.Features.

SMS events functionality allows FM3001 to send a configured SMS when an event is triggered. This event can be triggered by every I/O element.


When any of the I/O elements are triggered, FM3001 sends a configured SMS message to a defined phone number.



FM3001 is able to send SMS messages to Predefined phone numbers (recipients) if any of the selected events are triggered. Users can send SMS alert messages of selected events to a maximum of 10 predefined phone numbers. AVL ID of the parameter has to be entered in the configuration to receive its SMS event. AVL ID list is defined and available each device wiki page under "[Teltonika Data Sending Parameters ID](#)" tab.

Predefined phone numbers must be entered in the SMS Events Numbers list in the 'SMS \ Call Settings' menu before it will be possible to pair them with AVL ID and SMS event text.

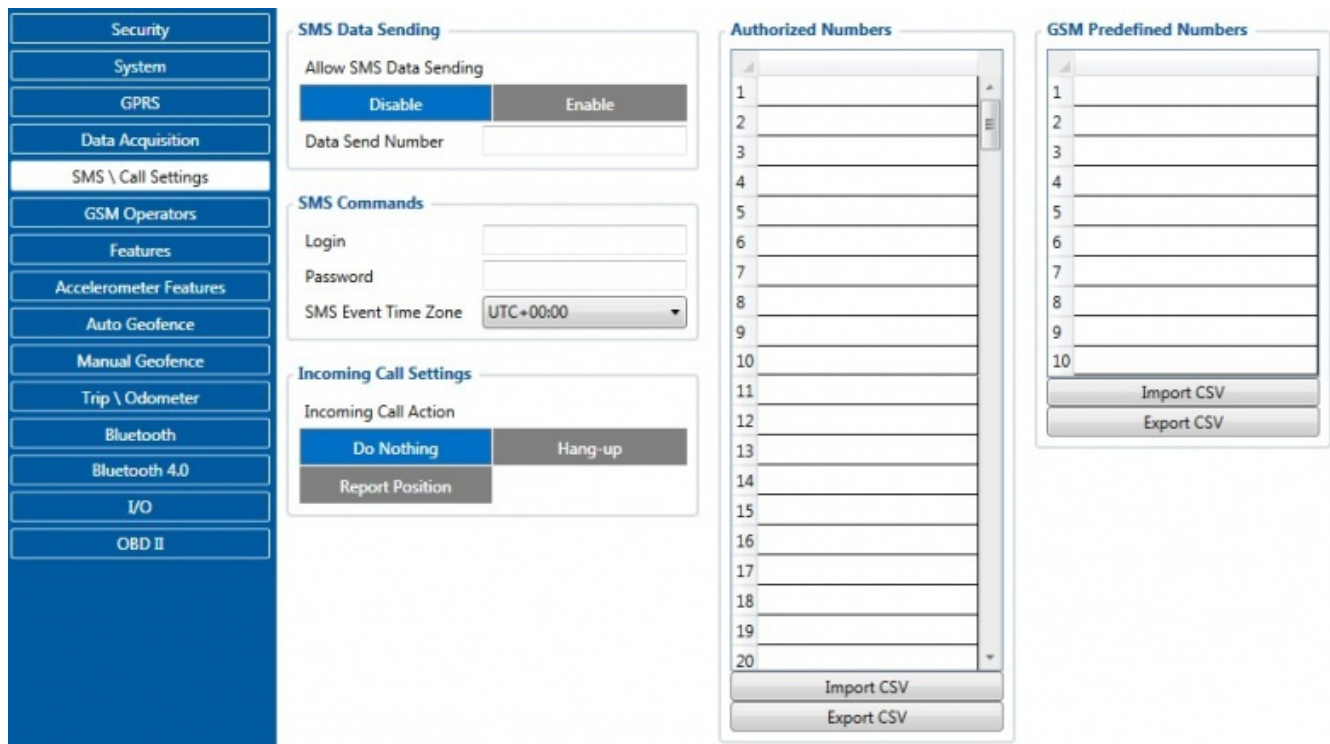
SMS Event Text is used to add additional text to standard SMS event message text.

If FM3001 is in *Deep Sleep* mode and an SMS event occurs with *Low priority* (which does not wake up FM3001), then the device does not send the message. It is saved to device memory until  it wakes up from *Deep Sleep* mode and GSM modem starts working normally. After it wakes up, all the messages that are saved to memory will be sent, but keep in mind that only 10 messages can be saved to memory - all other messages will not be saved, until there is free memory space.

SMS Events in older versions

SMS events functionality allows FM3001 to send a configured SMS when an event is triggered. This event can be triggered by every I/O element.

When any of the I/O elements is triggered, FM3001 sends a configured SMS message to a defined phone number. If SMS events are activated but there are no numbers defined in *GSM Predefined Numbers* list (similarly as in the picture below), then the device will not send any messages.



The screenshot displays the configuration interface for FM3001. On the left is a vertical menu with options: Security, System, GPRS, Data Acquisition, SMS \ Call Settings (highlighted), GSM Operators, Features, Accelerometer Features, Auto Geofence, Manual Geofence, Trip \ Odometer, Bluetooth, Bluetooth 4.0, I/O, and OBD II. The main area is divided into three sections:

- SMS Data Sending:** Includes a toggle for 'Allow SMS Data Sending' (currently set to 'Disable'), a 'Data Send Number' field, and an 'Enable' button.
- SMS Commands:** Includes fields for 'Login' and 'Password', and a dropdown for 'SMS Event Time Zone' set to 'UTC+00:00'.
- Incoming Call Settings:** Includes a section for 'Incoming Call Action' with buttons for 'Do Nothing', 'Hang-up', and 'Report Position'.

On the right side, there are two lists:

- Authorized Numbers:** A list of 20 empty rows with 'Import CSV' and 'Export CSV' buttons at the bottom.
- GSM Predefined Numbers:** A list of 10 empty rows with 'Import CSV' and 'Export CSV' buttons at the bottom.

The sent SMS messages format is following:

"Date Time Current Coordinate Event Text"

For example, if FM3001 is configured to send an SMS, when Ignition reaches high level while configured with *High priority* and event generation is set to both range entrance and exit (as shown in the figure below), then the following SMS is sent:

"2017/06/13 13:52:18 Lon:25.255537 Lat:54.667193 Ignition 1"



The SMS Text field can be altered and any text can be entered. Maximum message length is 160 symbols (numbers, letters and symbols in ASCII, except for comma symbol ",").