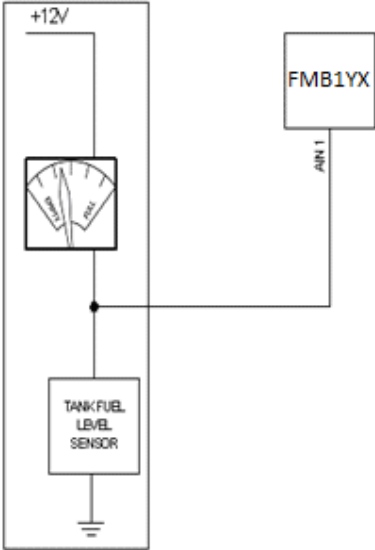


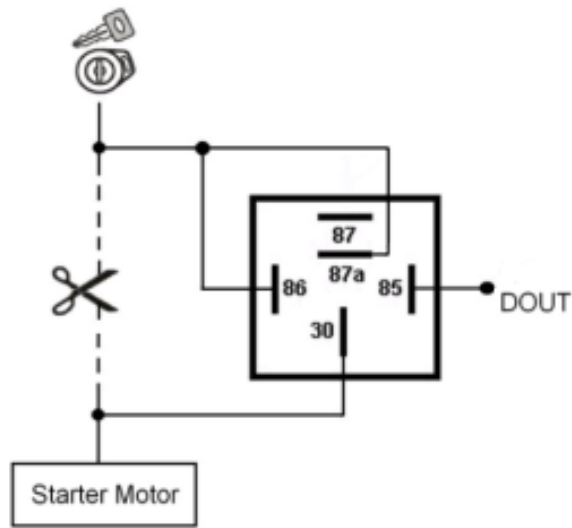
# FM3612 Accessories

[Main Page](#) > [EOL Products](#) > [FM3612](#) > [FM3612 Manual](#) > **FM3612 Accessories**

Please order accessories separately as they are not included into device package.

Accessory and its description	Accessory connection schematic
<p><b>Fuel tank sensors</b></p> <p>A fuel tank level sensor which indicates the approximate fuel level on the driver's indicator panel exists in most cars. If the sensor returns analogue signal proportional to fuel level it can be connected to FM3612 Analog input. After connection to the tank fuel level sensor a calibration is needed because most fuel tank sensors are not linear. Calibration is performed by measuring voltage values resulting from the volume of fuel in tank.</p>	<p><b>Fuel sensor connection to FM3612</b></p>  <p>The diagram illustrates the connection of a fuel tank level sensor to the FM3612 device. On the left, a vertical box represents the vehicle's fuel system, containing a fuel gauge and a 'TANK FUEL LEVEL SENSOR'. The sensor is connected to a '+12V' power source at the top and ground at the bottom. A signal line from the sensor is connected to the 'ANN1' input of the 'FMB1YX' module on the right.</p>
<p><b>Alarm buttons, door sensors etc.</b></p> <p>Alarm buttons, door sensors, ignition, etc. have two output states: high or low. FM3612 Digital inputs are used to detect these states.</p>	<p><b>Panic button connection to FM3612</b></p> <p><input type="checkbox"/></p>
<p><b>Relays</b></p> <p>In cases when sensor output signal is negative, an additional relay has to be installed to convert negative signal to positive.</p>	<p><b>Inverting relay connection to FM3612</b></p> <p><input type="checkbox"/></p>
<p><b>Immobilizer relay</b></p>	<p><b>Immobilizer relay connection to FM3612 output</b></p>

When connected as shown on the right hand side, FM3612 disables engine starter when output is ON.



### Automotive relay

An ordinary automotive relay is used to invert input signal or to immobilize engine starter. Note that relays can be 12 V or 24 V capable.



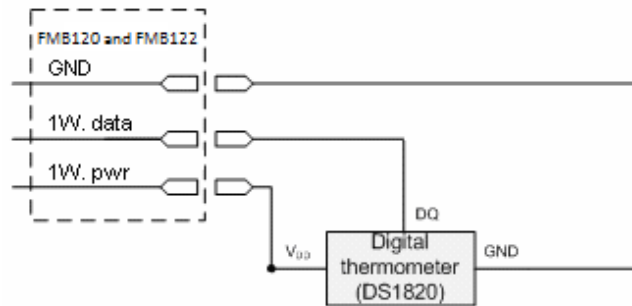
### 1-Wire devices

One of the implemented features on FM3612 is 1-Wire® data protocol, which enables connection to devices such as thermometer (DS1820, DS18S20 and DS18B20) and I-Button DS1990A.

### Automotive relay pinout



### Digital thermometer DS1820 and TTJ100 connection to FM3612



### TTJ sensor pinout



### I-Button DS1990A connection to FM3612

