

# FMB206 Accessories

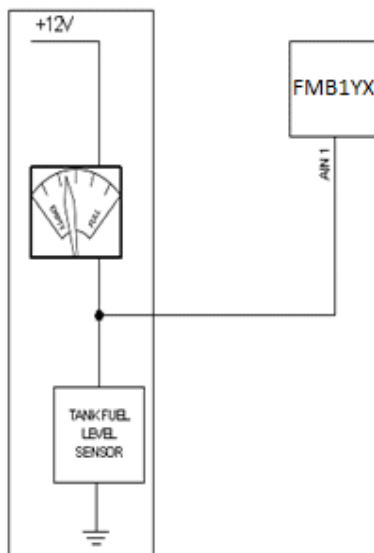
[FMB206 Manual](#) > **FMB206 Accessories**

✗ Please order accessories separately as they are not included into device package.

## Fuel tank sensors

A fuel tank level sensor which indicates the approximate fuel level on the driver's indicator panel exists in most cars. If the sensor returns analogue signal proportional to fuel level it can be connected to FMB206 Analog input. After connection to the tank fuel level sensor a calibration is needed because most fuel tank sensors are not linear. Calibration is performed by measuring voltage values resulting from the volume of fuel in tank.

## Fuel sensor connection to FMB206



## Alarm buttons, door sensors etc.

Alarm buttons, door sensors, ignition, etc. have two output states: high or low. FMB206 Digital inputs are used to detect these states.

## Panic button connection to FMB206

## Relays

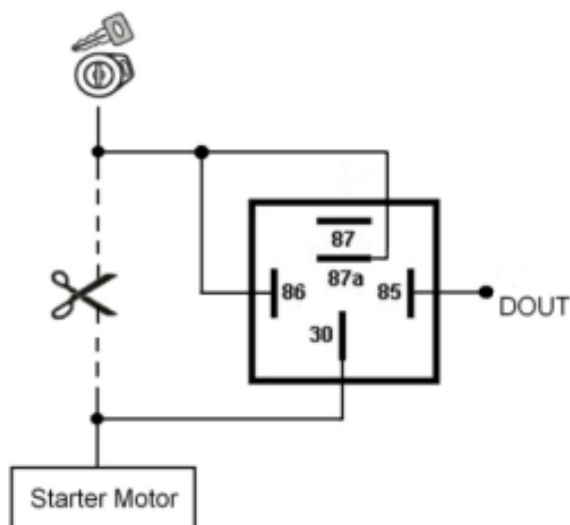
In cases when sensor output signal is negative, an additional relay has to be installed to convert negative signal to positive.

## Inverting relay connection to FMB206

## Immobilizer relay

When connected as shown on the right hand side, FMB206 disables engine starter when output is ON.

## Immobilizer relay connection to FMB206 output



## Automotive relay

## Automotive relay pinout

An ordinary automotive relay is used to invert input signal or to immobilize engine starter. Note that relays can be 12 V or 24 V capable.



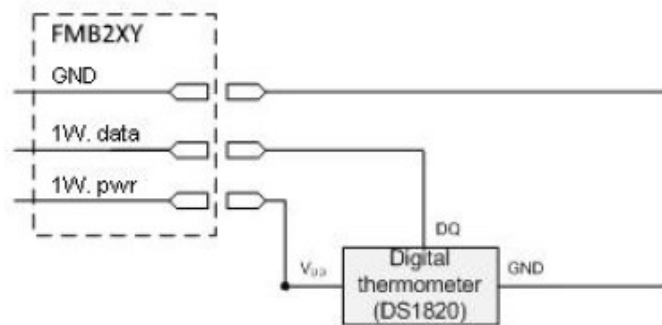
### 1-Wire devices

One of the implemented features on FMB206 is 1-Wire® data protocol, which enables connection to devices such as thermometer (DS1820, DS18S20 and DS18B20) and I-Button DS1990A.

Accessories that use 1-Wire Power and 1-Wire Data connections are not compatible with the FMB140, because it lacks a 1-Wire Power pin.



### Digital thermometer DS1820 and TTJ100 connection to FMB206



### TTJ sensor pinout



### I-Button DS1990A connection to FMB206

