

FMB150 Data acquisition settings

[Main Page](#) > [CAN Trackers & Adapters](#) > [FMB150](#) > [FMB150 Configuration](#) > **FMB150 Data acquisition settings**



Contents

- [1 Data Acquisition](#)
- [2 Record Saving settings](#)
- [3 On Demand Tracking](#)


Data Acquisition

Data Acquisition modes are an essential part of FMB150 device, they are also highly configurable. Through configuration user defines how records will be saved and sent. There are three different modes: Home, Roaming, and Unknown. All these modes with configured data acquisition and report frequencies depend on the current GSM Operator defined in the Operator list (see section [GSM Operators settings](#)) and are switched when GSM operator changes (e.g. vehicle passes through a country border).

If current GSM operator is defined as Home Operator, the device will work in Home Data Acquisition mode, if the current operator is defined as Roaming Operator, the device will work in Roaming Data Acquisition mode, and if the current operator code is not written in the Roaming Operator list, the device will work in Unknown mode.


This functionality allows having different AVL records to acquire and send parameter values when the object is moving or standing still. Vehicle moving or stop state is defined by the Stop Detection Source parameter. There are 4 ways for FMB150 to switch between Vehicle on Stop and Vehicle Moving modes, please refer to the first table in [System settings](#).



FMB150 has 6 different modes. Operational logic is shown in the figure below.

 If home operator is written to roaming operator list, it will still be detected as home operator.



The operator search is performed every 15 minutes. Depending on the current GSM operator Home, Roaming or Unknown mode can be changed faster than every 15 minutes. This process is separate from the operator search. Movement criteria are checked every second.



 Load from file
  Save to file

Security
 System
 GPRS
 Data Acquisition
 SMS \ Call Settings
 GSM Operators
 Features
 Accelerometer Features
 Auto Geofence
 Manual Geofence
 Trip \ Odometer
 Bluetooth
 Bluetooth 4.0
 Beacon List
 I/O
 OBD II

On stop

	Home	Roaming	Unknown
Min Period	3600	3600	3600
Min Saved Records	1	1	1
Send Period	120	120	120

Moving

	Home	Roaming	Unknown
Min Period	300	300	300
Min Distance	100	100	100
Min Angle	10	10	10
Min Speed Delta	10	10	10
Min Saved Records	1	1	1
Send Period	120	120	120

On Demand Tracking

Period (s) 10
 Duration (s) 600
 Activation by:

DIN1
 AIN1

Record Saving settings

Min Saved Records defines the minimum number of coordinates and I/O data that should be transferred within a single connection to the server. If FMB150 does not have enough coordinates to send to the server, it will check again after a time interval defined in *Send Period* field.

Send period controls the frequency of data being sent to the server over GPRS. The module makes attempts to send collected data to the server every defined period of time. If it does not have enough records (depends on the parameter *Min. Saved Records* described above), it tries again after the defined time interval.

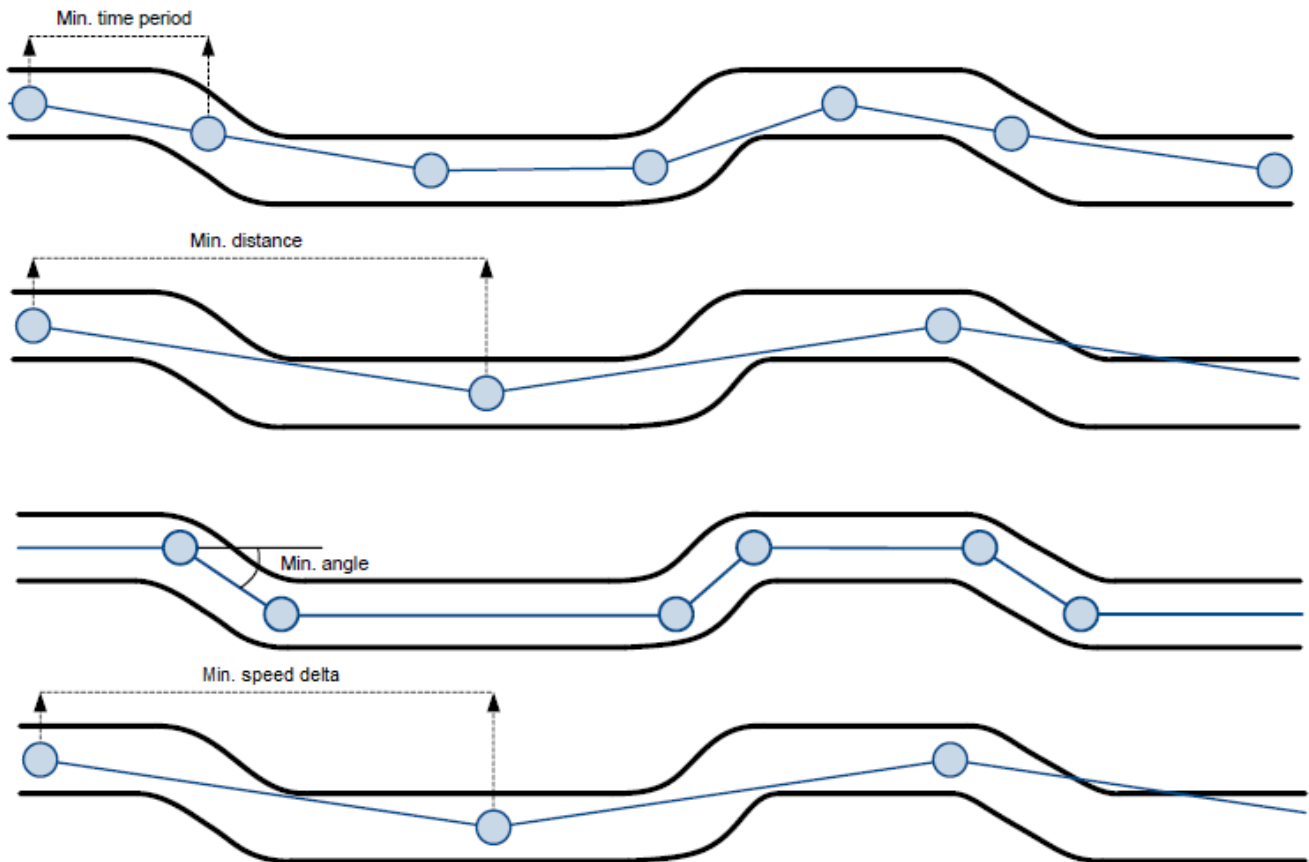
 Keep in mind that FMB150 operates in GMT:0 time zone, without daylight saving.

FMB150 is able to collect records using four methods at the same time: time, distance, angle, and speed-based data acquisition:

- Time based data acquisition (*Min Period*) – records are acquired every time when a defined interval of time passes. Entering zero disables data acquisition based on time.
- Distance-based data acquisition (*Min Distance*) – records are acquired when the distance between the previous coordinate and current position is greater than a defined parameter value. Entering zero disables data acquisition based on distance.
- Angle based data acquisition (*Min Angle*) – records are acquired when the angle difference between the last recorded coordinate and current position is greater than a defined value.

Entering zero disables data acquisition based on the angle.

- Speed based data acquisition (*Min Speed Delta*) - records are acquired when the speed difference between the last recorded coordinate and current position is greater than a defined value. Entering zero disables data acquisition based on speed.



On Demand Tracking

This functionality was made global (for all FMB devices) from 03.25.06.Rev.00. Tracking on Demand can be activated using commands. After device receives [SMS/GPRS](#) command "[on_demand_trackingX](#)" where X is a number from 0 to 2.

Possible X values are:

- X = 0 - Stops Tracking on Demand functionality.
- X = 1 - Starts Tracking on Demand functionality.
- X = 2 - Generates one high priority record and initiates data sending to the server.

After that, the device starts to generate high priority records and initiate data sending to the server. This feature is configurable via [SMS/GPRS](#) commands only.

From version 03.25.11.Rev.00 tracking on demand can be triggered by multiple IO Events. To enable functionality at least one activation source must be selected and an appropriate IO Event (in I/O tab) should be enabled (Low/High/Panic priority, the operand must NOT be "Monitoring"). When IO Event is generated and if the event is enabled in activation sources, tracking on demand will be started. THE new IO event will not interrupt or restart tracking on-demand until the Duration period has expired. If tracking on demand is already running, SMS/GPRS command will restart tracking on demand. If tracking the on-demand period is lower than the normal record acquisition period, only

high priority records will be created. If tracking the on-demand period is larger than the normal record acquisition period, low priority records will be created according to data acquisition configuration and high priority records will be created after configured tracking on-demand period. Some new [Tracking on Demand parameters](#) are introduced in devices.



 Load from file
  Save to file

Security
System
GPRS
Data Acquisition
SMS \ Call Settings
GSM Operators
Features
Accelerometer Features
Auto Geofence
Manual Geofence
Trip \ Odometer
Bluetooth
Bluetooth 4.0
Beacon List
I/O
OBD II

On stop

	Home	Roaming	Unknown
Min Period	3600	3600	3600
Min Saved Records	1	1	1
Send Period	120	120	120

Moving

	Home	Roaming	Unknown
Min Period	300	300	300
Min Distance	100	100	100
Min Angle	10	10	10
Min Speed Delta	10	10	10
Min Saved Records	1	1	1
Send Period	120	120	120

On Demand Tracking

Period (s) 10
Duration (s) 600

Activation by:

DIN1

AIN1



There are three available options for the activation source of tracking on demand - DIN/AIN or both (devices that support multiple DINs/AINs allow choosing which DINs/AINs to use). Note that, these inputs will work as buttons, rather than switches, and are used to trigger the functionality, the duration of tracking on demand will not be extended if the activation source status is high for a period of time.