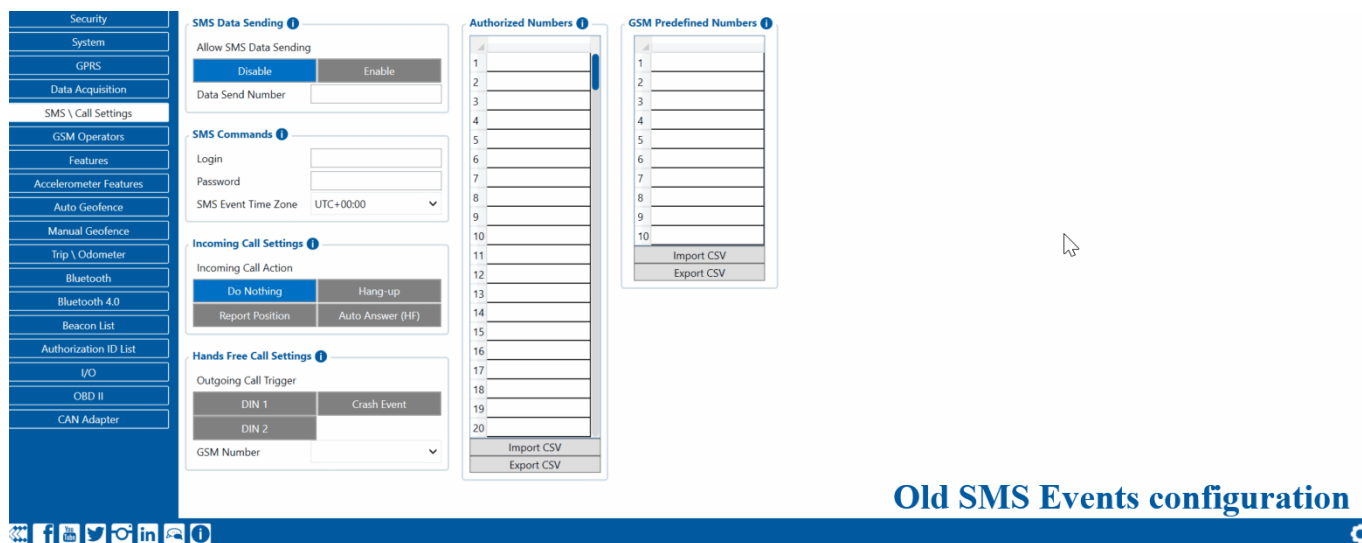


FMB910 SMS events

[Main Page](#) > [Basic Trackers](#) > [FMB910](#) > [FMB910 Configuration](#) > **FMB910 SMS events**


SMS Events

From firmware version **03.29.00.Rev.00** improvement in configuring SMS events is made. SMS event configuration will be available in a single tab, which would allow more flexible FMB910 configuration, and improved visibility and readability of configured parameters. Additionally, now it is possible to send a SMS notification to multiple phone numbers simultaneously.




Note: These changes effect SMS events configuration for I/O elements and Manual Geofence only. SMS events configuration logic is not changed for Features and Acc.Features.

SMS events functionality allows FMB910 to send a configured SMS when an event is triggered. This event can be triggered by every I/O element. When any of the I/O elements are triggered, FMB910 sends a configured SMS message to a defined phone number.

 FMB910 is able to send SMS messages to Predefined phone numbers (recipients) if any of the selected events are triggered. Users can send SMS alert messages of selected events to a maximum of 10 predefined phone numbers. AVL ID of the parameter has to be entered in the configuration to receive its SMS event. AVL ID list is defined and available each device wiki page under "[Teltonika Data Sending Parameters ID](#)" tab.

Predefined phone numbers must be entered in the SMS Events Numbers list in the 'SMS \ Call Settings' menu before it will be possible to pair them with AVL ID and SMS event text.

SMS Event Text is used to add additional text to standard SMS event message text.

If FMB910 is in *Deep Sleep* mode and an SMS event occurs with *Low priority* (which does not wake up FMB910), then the device does not send the message. It is saved to device memory until  it wakes up from *Deep Sleep* mode and GSM modem starts working normally. After it wakes up, all the messages that are saved to memory will be sent, but keep in mind that only 10 messages can be saved to memory - all other messages will not be saved, until there is free memory space.

SMS Events in older versions

SMS events functionality allows FMB910 to send a configured SMS when an event is triggered. This event can be triggered by every I/O element.

When any of the I/O elements is triggered, FMB910 sends a configured SMS message to a defined phone number. If SMS events are activated but there are no numbers defined in *GSM Predefined Numbers* list (similarly as in the picture below), then the device will not send any messages.



The sent SMS messages format is following:

"Date Time Current Coordinate Event Text"

For example, if FMB910 is configured to send an SMS, when Ignition reaches high level while configured with *High priority* and event generation is set to both range entrance and exit (as shown in the figure below), then the following SMS is sent:

"2017/06/13 13:52:18 Lon:25.255537 Lat:54.667193 Ignition 1"



The SMS Text field can be altered and any text can be entered. Maximum message length is 160 symbols (numbers, letters and symbols in ASCII, except for comma symbol ",").