

FTC921 Features

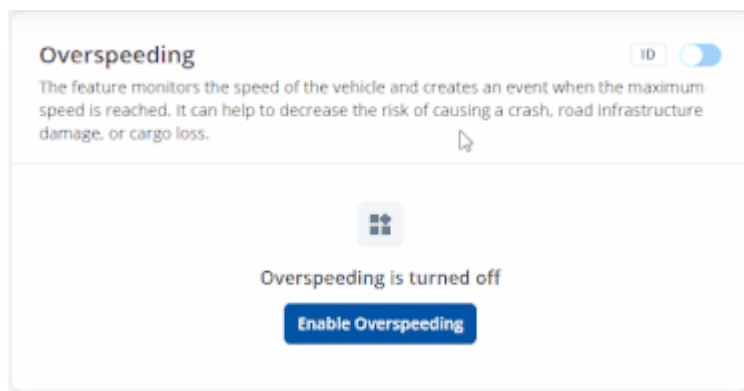
[Main Page](#) > [Basic Trackers](#) > [FTC921](#) > [FTC921 Configuration](#) > **FTC921 Features**



Contents

- [1 Overspeeding](#)
- [2 Trip](#)
- [3 Odometer](#)
- [4 Unplug detection](#)
- [5 Static navigation](#)
- [6 Digital output overcurrent recovery](#)

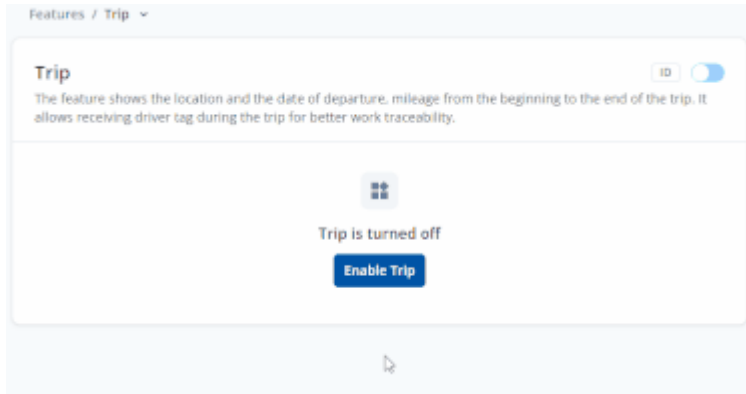
Overspeeding



When the vehicle speed exceeds the configured maximum speed value, the scenario is activated, and an event record is generated and digital output status is changed to 1 when configured. Detected speed has to be greater than configured max speed +3% of configured max speed for the overspeeding event to start. To stop the overspeeding event, the detected speed has to be lower than the configured max speed -3% of the configured max speed. Configurable parameters:

- **Priority** - defines the priority of overspeeding scenario: 0 - disabled, 1 - low, 2 - high.
- **Max speed (km/h)** - the maximum allowed speed that can be reached. If the speed exceeds the configured value, then the event will be generated.

Trip



Trip section offers user to configure the *Trip* feature. *Trip* starts when Ignition according *Ignition source* is ON and Movement according *Movement source* is ON and also 'Start Speed' is exceeded. *Start Speed* defines the minimum GPS speed in order to detect *Trip* start.

Ignition OFF Timeout is the timeout value to detect *Trip* end once the Ignition (configured ignition source) is off.

I/O Trip Odometer must be enabled to use *Distance counting mode* feature. When it is set to **Continuous**, *Trip* distance is going to be counted continuously (from *Trip* start to *Trip* end) and written to I/O *Trip Odometer* value field. When *Trip* is over and the next *Trip* begins, *Trip Odometer* value is reset to zero.

When *Mode* is set to **Between Records**, the distance is going to be counted between every record made. This value is written to I/O *Trip Odometer* value field and is reset to zero every new record until the *Trip* ends. If later all Odometer values are summed up manually, the distance driven during the whole duration of the *Trip* can be obtained.

Odometer



Set odometer value from which the device will start counting. *Odometer Value* sets the starting total odometer value. *Priority* allow to select how events are being sent to a server.

Priority

- **Disable** - disable scenario.
- **Low Priority** - when low priority event is triggered, device **makes additional record** with indication of event cause.
- **High Priority** - module makes additional record with High priority flag and **sends event packet immediately** to the server by **GPRS**.

Odometer Value (km) - The initial virtual odometer value in kilometers. It can be copied from the vehicle dashboard to synchronize odometer values.

Unplug detection

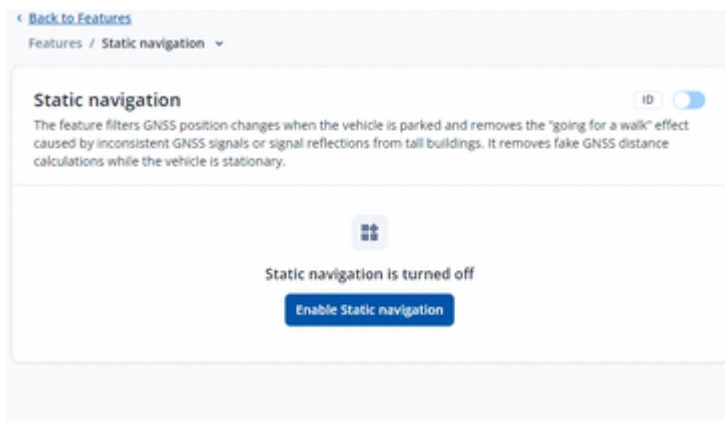


An event will be generated when is unplugged from external power or plugged back in again.

Priority

- **Disable** - disable scenario.
- **Low Priority** - when low priority event is triggered, device **makes additional record** with indication of event cause.
- **High Priority** - module makes additional record with High priority flag and **sends event packet immediately** to the server by **GPRS**.

Static navigation



Static Navigation Mode is a filter, which filters out track jumps when the object is stationary.

If the Static navigation filter is disabled, it will apply no changes to GPS data. If the Static navigation filter is enabled, it will filter changes in GPS position if no movement (configured movement source) or ignition (configured ignition source) is detected (depends on what static navigation settings are selected: movement, ignition or both sources). It allows filtering GPS jumps when an object is parked (is not moving) and GPS position is still traced.

Digital output overcurrent recovery

The feature will attempt to recover the DOUT state when overcurrent is detected in the circuit. DOUT will be toggled ON/OFF either until overcurrent is no longer detected or a maximum of 10 times.

