

TMT250 Safety Instructions

[Main Page](#) > [Autonomous Trackers](#) > [TMT250](#) > **TMT250 Safety Instructions**



Contents

- **[1 Safety Instructions](#)**
 - [1.1 Signals and symbols](#)
 - [1.1.1 CAUTION](#)
 - [1.1.2 WARNING](#)
 - [1.1.3 NOTE](#)
 - **[1.2 Warnings and cautions](#)**
 - [1.2.1 Proper Use](#)
 - [1.2.2 Safety](#)
 - [1.2.3 Battery mode](#)
 - [1.2.4 Charging](#)
 - [1.2.5 Cleaning](#)
 - [1.2.6 Dangers for children and people in need of help](#)
 - [1.2.7 Storage](#)
 - [1.2.8 Installation and handling](#)
 - [1.2.9 Transport](#)
 - [1.2.10 Disposal](#)
 - [1.2.10.1 Packaging](#)
 - [1.2.10.2 Battery](#)
 - [1.2.10.3 Note on the disposal of used batteries](#)
 - [1.2.10.4 Information on used battery disposal](#)
 - [1.2.10.5 Cost-free disposal of used batteries](#)
 - [1.2.10.6 Meaning of battery symbols](#)
- **[2 Declaration of Conformity](#)**
 - [2.1 CE RED](#)
 - [2.2 UKCA](#)
- **[3 Certifications and approvals](#)**

Safety Instructions

For your own safety please observe the following:

Signals and symbols

- Warnings and cautions which are general to the use of the device under all circumstances are included in this section.
- Some warnings and cautions are also inserted within the manual where they are most meaningful.

CAUTION



CAUTION!

Cautions alert users to exercise appropriate care for safe and effective use of the product.

WARNING



WARNING!

This classifies a hazard of medium risk level. Failure to comply with the warning may result in serious injury.

NOTE

1. Notes are also located throughout the manual to provide additional information related to specific features.



Please note:

Notes provide additional guidelines or information.

Warnings and cautions

Proper Use

Please read the safety instructions for this TMT250 device, herein after only referred to as GPS tracker, carefully before use in order to be able to deploy it properly. The intended use is to employ the GPS tracker only as described in this manual to locate an object or a living being. Please bear in mind that it is a criminal offence to monitor third parties using a GPS tracker without their consent. If you use it in any other way, this is considered improper use and can lead to damage to property or even personal injury. Please note that the GPS tracker is not a toy for children.

In other countries and regions there are different laws on digital positioning and localization of people, animals and/or objects. TELTONIKA TELEMEDIC is not responsible if such laws or regulations are violated, this is the sole responsibility of the user.



WARNING! ROAD SAFETY FIRST!

Comply with local traffic laws, always hold your hands on a steering wheel when using a device. Your safety is of utmost importance when you drive.



CAUTION! Operate the device in suitable conditions

Do **NOT** use device where mobile phone use is forbidden or where GSM radio can be the cause of the damage.



Please note:

The manufacturer and dealer accept no liability for damage caused by improper or incorrect use.

Safety



WARNING! RISK OF ELECTROCUTION!

A faulty electrical installation or an excessive mains voltage may cause an electric shock.

- Do **NOT** disassemble the device.
- Do **NOT** short circuit the battery or the charging contacts. Exposing the metal strips of the battery to a close contact with a metallic object, such a coin, a clip or a set of keys can cause accidental short-circuiting and damage battery and other components.
- Do **NOT** immerse the device in other liquids including salt water, ionized water, or soapy water, or alcoholic beverage. Liquid damage not covered under warranty.
- If you notice any visible damage to your GPS tracker or charging cable, do not use it
- Never place the GPS tracker near an open fire or hot surfaces.
- Be cautious near flammable materials and liquids.
- If you carry out repairs yourself, connect the GPS tracker incorrectly or operate it incorrectly, liability and warranty claims are excluded.

Battery mode



WARNING! DANGER OF EXPLOSION AND FIRE!

- **Use only TELTONIKA TELEMEDIC approved batteries for replacement.** Using uncertified manufacturer or different type batterie may cause the device to malfunction or even explode.
- **Use batteries safely.** Protect batteries from moisture. Place them in a cool and dry place when storing. Avoid extensive operation at high temperatures.
- **Use only original batteries.** Using uncertified manufacturer or different type batteries may cause the device to malfunction or even explode.
- Make sure that the GPS tracker (also when charging the battery) is kept away from heat sources and high temperatures, such as direct sunlight in a vehicle. Disregard of this instruction may result in destruction of the battery and overheating, explosion and fire.
- Do **NOT** burn or pierce the GPS tracker. Protect it from mechanical damage.
- Do **NOT** remove the battery with sharp or pointed objects.
- Do **NOT** drop, disassemble or modify the battery.

Charging



WARNING! DANGER OF EXPLOSION AND FIRE!

- SELV LPS chargers, personal computers or laptops that device will be connected to must comply with the requirements of IEC 60950:2005 standard.
- To be able to disconnect the charging cable from the mains as quickly as possible in the event of a failure, connect the power supply unit where it is easily accessible.
- The charging cable should only be used indoors. Keep it away from humidity and do not kink it.
- Only use the original accessories or accessories with approved by technical support for the charging process. If the battery is charged otherwise, this may result in overheating, explosion or fire.
- Do **NOT** attempt charging a battery directly from the electrical mains. All utilized batteries shall comply with IEC 62133.
- Do **NOT** attempt to charge a wet device.

Cleaning



WARNING! RISK OF DAMAGE!

Below you will find information and instructions on how to clean the GPS tracker:

- Do **NOT** use aggressive cleaning agents or brushes for cleaning.
- Do **NOT** clean the GPS tracker with metallic cleaning objects (e.g. knife, metal sponge). This may damage the surface.
- Never put the GPS tracker in soapy water or water with other detergents, in a dishwasher (or the like) and do not use a steam cleaner.
- Use only the original parts supplied to charge the GPS tracker. If the charging cable is damaged, replace it only with original accessories from the manufacturer or parts approved by our support team.



Please note:

Improper use of the tracker may result in damage.

Dangers for children and people in need of help



WARNING! DANGER OF EXPLOSION AND FIRE!

Please do **NOT** let people (including children) with limited physical, sensory or mental abilities use the GPS tracker. It is considered an exception if they have previously received instructions from a person responsible for their safety on how to use the device. Please be sure that they do not play with small parts (e.g. accessories, etc.). These may be swallowed, leading to suffocation. Inform your child about the dangers and about how to use the GPS tracker.

Storage



WARNING! DANGER OF EXPLOSION AND FIRE!

If device is stored for a longer time, we recommend to:

- Remove battery from the device to prevent damage to battery life;
- Place the device in its original packaging or same size carton in order to protect the device from dirt and humidity;
- Keep out of the reach of children.

Installation and handling



Installation and/or handling during a lightning storm is **prohibited**.



TMT250 **MUST** be connected only by qualified personnel.



TMT250 **MUST** be firmly fastened in a predefined location.



TMT250 is susceptible to water and humidity if the device housing is not properly closed.


Transport




In order to prevent device from mechanical damage it is advisable to transport it in a shock-resistant packaging. If TMT250 stopped working properly regardless of the settings only a qualified specialist can help. It is recommended to contact your local seller or your UAB Teltonika Telemedic manager in such a case.

Disposal

Packaging


-  **Please note:**
Dispose of the packaging according to type. Add cardboard to the paper bank, plastics to the recyclables collection.

Battery

-  **Risk of explosion if battery is replaced by an incorrect type.**
Dispose of used batteries according to the instructions.

-  **Battery should not be disposed of into general household waste.**
Bring damaged or worn-out batteries to your local recycling center or dispose them into a battery recycle bin commonly found in supermarkets.

Note on the disposal of used batteries

-  **Please note:**
The following instruction is aimed at those who use batteries or products with built-in batteries and do not resell them in the form supplied to them (end users).


Information on used battery disposal

If used batteries are not disposed of properly, the hazardous materials contained within them can damage the environment or human health. Standard batteries and rechargeable batteries both contain important raw materials that can be reused through recycling. Therefore, people who use batteries or products with built-in batteries that do not get resold in the form supplied to them (end user) are required to properly dispose of the batteries after use.

Cost-free disposal of used batteries

Disposing of batteries in household waste is not permitted. You are required by law to return used batteries. You can either bring used batteries to local collection points or return them to retail locations. As a distributor of products with built-in batteries, we too are required to take back used batteries. However, our obligation to take back used batteries is restricted to the types that are (or were) included in our product range. You can mail the used batteries back to us with sufficient postage or drop them off in person free of charge to our shipping warehouse. Please contact your sales manager for the shipping details.

Meaning of battery symbols

-  The symbol of the crossed-out waste bin means that batteries must not be disposed of in household trash. The black line indicates that goods have been placed on the market after 2005. The following chemical abbreviations may also be found underneath the battery symbol: Pb, Cd or Hg. These indicate the pollutant content in the battery, with the following meaning:
Pb = battery contains more than 0.004 % by weight of lead.
Cd = battery contains more than 0.002 % by weight of cadmium.
Hg = battery contains more than 0.0005 % by weight of mercury.

Declaration of Conformity

CE RED

- Hereby, Teltonika Telemedic UAB declares that the radio equipment TMT250 is in compliance with Directive 2014/53/EU.

The full text of the EU declaration of conformity is available at the following internet address:

https://wiki.teltonika-mobility.com/view/TMT250_CE_RED

UKCA

- Hereby, Teltonika Telemedic UAB declares that the radio equipment TMT250 is in compliance with the relevant Community harmonization: Union Directive RER 2017 (SI 2017/1206).

The full text of the UK declaration of conformity is available at the following internet address:

https://wiki.teltonika-mobility.com/view/TMT250_UKCA

Certifications and approvals

Certifications:

- [TMT250 CE RED](#)
- [TMT250 EAC](#)
- [TMT250 Ukrainian UCRF](#)
- [TMT250 Anatel](#)
- [TMT250 UKCA](#)

Declarations:

- [TMT250 RoHS](#)
- [TMT250 Declaration of IP rating](#)
- [TMT250 Declaration of IMEI assignment](#)
- [TMT250 Declaration of IMEI security](#)
- [TMT250 REACH Regulation Declaration](#)
- [Specification of TMT250 Battery](#)