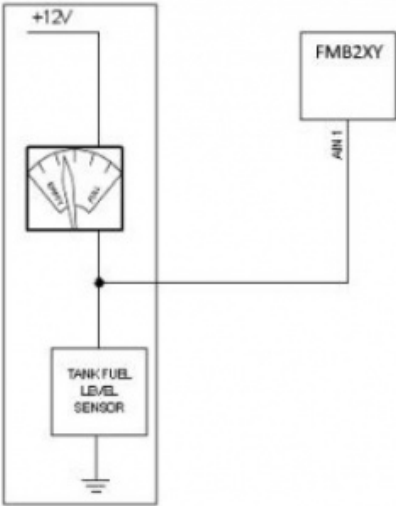
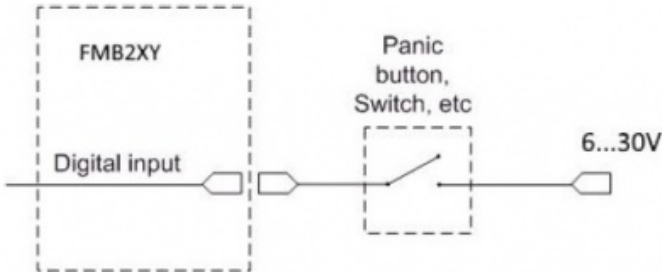
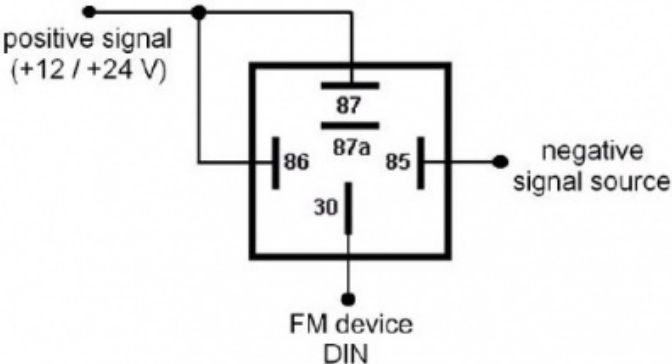
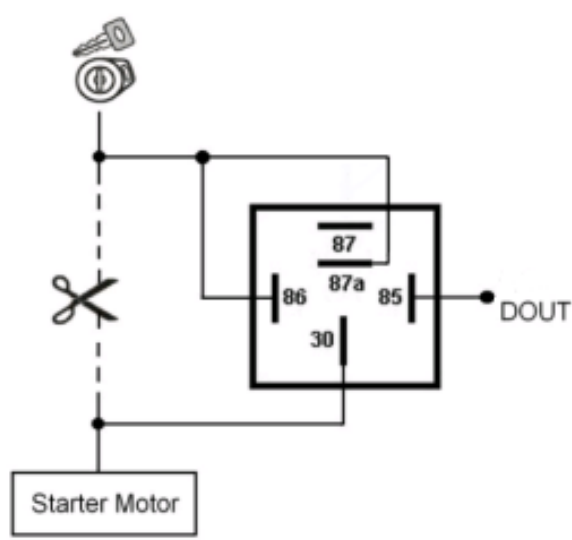


Template:FMB208 Accessories

⛔ Please order accessories separately as they are not included into device package.

Accessory and its description	Accessory connection schematic
Fuel tank sensors A fuel tank level sensor which indicates the approximate fuel level on the driver's indicator panel exists in most cars. If the sensor returns analogue signal proportional to fuel level it can be connected to FMB20X Analog input. After connection to the tank fuel level sensor a calibration is needed because most fuel tank sensors are not linear. Calibration is performed by measuring voltage values resulting from the volume of fuel in tank.	Fuel sensor connection to FMB20X 
Alarm buttons, door sensors etc. Alarm buttons, door sensors, ignition, etc. have two output states: high or low. FMB20X Digital inputs are used to detect these states.	Panic button connection to FMB20X 
Relays In cases when sensor output signal is negative, an additional relay has to be installed to convert negative signal to positive.	Inverting relay connection to FMB20X 
Immobilizer relay	Immobilizer relay connection to FMB20X output

When connected as shown on the right hand side, FMB20X disables engine starter when output is ON.



Automotive relay

An ordinary automotive relay is used to invert input signal or to immobilize engine starter. Note that relays can be 12 V or 24 V capable.



Automotive relay pinout

