

Template:FMB3 Mounting recommendations









Safety information

This message contains information on how to operate FM3XXX safely. By following these requirements and recommendations, you will avoid dangerous situations. You must read these instructions carefully and follow them strictly before operating the device!

The nominal voltage is +12 V DC while the allowed voltage range is +10..+30 V DC. To avoid mechanical damage, it is advised to transport the device in an impact-proof package.

Before unmounting the device from the vehicle, ignition **MUST** be OFF.

Precautions

-  Do not disassemble the device. If the device is damaged, the power supply cables are not isolated or the isolation is damaged, DO NOT touch the device before unplugging the power supply.
-  All wireless data transferring devices produce interference that may affect other devices which are placed nearby.
-  Please consult representatives of your vehicle model regarding OBD II location on your vehicle. In case you are not sure about proper connection, please consult qualified personnel.
-  The programming must be performed using a PC with autonomic power supply.
-  The device is susceptible to water and humidity.
-  Installation and/or handling during a lightning storm is prohibited.
-  Teltonika is not responsible for any harm caused by wrong cables used for connection between PC and FM3XXX.
-  **WARNING!** Do not use FM3XXX device if it distracts driver or causes inconvenience due to OBD II placement. Device must not interfere with driver.